












Legenda

-  Área de Uso Balnear - Localização de apoios balneares
-  Acesso Viário (indicativo)
-  Acesso Pedonal Existente
-  Acesso Pedonal a Criar ou Consolidar (indicativo)
-  Estacionamento Existente
-  Estacionamento a Criar (indicativo)
-  Área a Afectar a Estacionamento (indicativo)
-  Areal
-  Limite da Ante-praia
-  Faixa de Risco
-  Área de Localização Preferencial de Apoio e/ou Equipamento

